

VECTRA^{H1}



3D. Anywhere.

IMAGING EXCELLENCE FROM
 **CANFIELD**



With its 3D assessment and simulation tools, Face Sculptor® makes it easy to communicate both surgical and non-surgical procedures — to *sculpt the dream* — enhancing your aesthetic consultations.

Differentiate your practice. Wow your patients! Sculptor's state-of-the-art consultations drive greater media exposure and patient referrals.

Communicate the possibilities. Use your patient's own image to explore possible outcomes.

Close more complementary procedures. Show your patient the effect of combining procedures such as rhinoplasty with chin augmentation or cheek augmentation with neck liposuction.

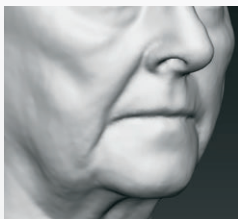
Increase patient satisfaction. Visualize your patient's hopes and expectations. Quickly arrive at a shared understanding of treatment objectives.

FACE sculptor®

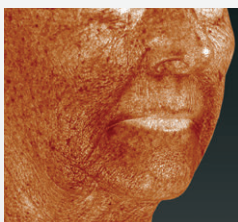
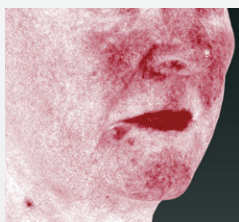
- ✓ assessment
- ✓ automated measurements
- ✓ rhinoplasty
- ✓ chin augmentation
- ✓ injectables
- ✓ lifts
- ✓ facial contouring
- ✓ skin resurfacing

Show your patients the exciting possibilities of their anticipated aesthetic procedures.

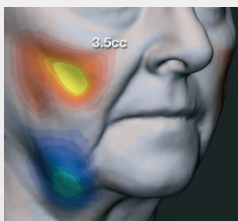
Assessment tools to educate patients about their options, explain limitations, and set appropriate expectations. This can make all the difference in patient satisfaction.



Gray mode reveals contours, presenting opportunities for corrective procedures.



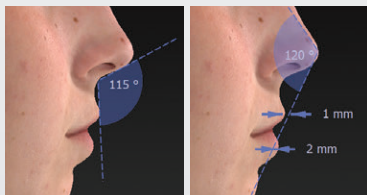
Canfield's proprietary RBX® technology separates the unique color signatures of Red and Brown skin components for unequal visualization of skin conditions.



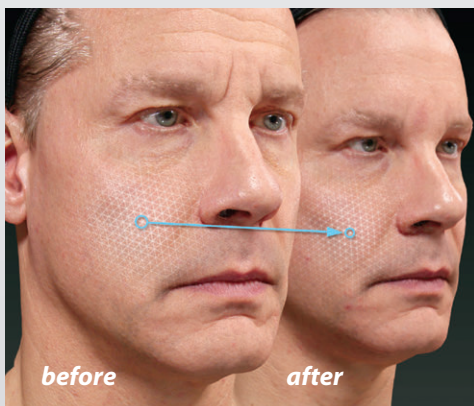
Automatic volume difference measurement with one click.

Visualize the degree of contour change with a color distance map.

Automated measurements, some only possible with 3D technology, help your patients understand their current condition.



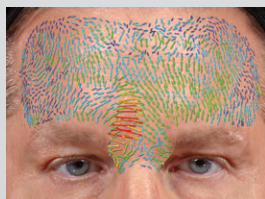
Automated Markerless Tracking provides a



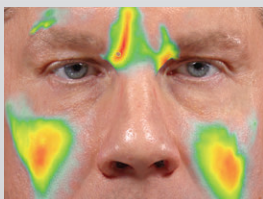
dynamic assessment of skin surface changes. Skin surfaces are automatically aligned, tracked and mapped. Vector arrows provide a precise indication of the direction and magnitude of skin movement, which is ideal for encouraging future treatments. Physician review of outcomes helps refine treatment techniques.



Lift



Tightening



Volumization

"The new dynamic in facial plastic surgery is facial contouring, and nothing demonstrates this better than VECTRA 3D. Whether I'm using fillers or making large structural changes, VECTRA's consultation tools offer the perfect imaging solution for my practice."


—Steven Pearlman, MD, FACS
New York, New York

Close more complementary procedures.



Demonstrate the difference between the likely outcome with only one or multiple procedures. With Face Sculptor you can explore the possibilities and help your patient decide on the best possible treatment plan.

Deliver the dream.



ViewMyConsult® web portal helps you stay connected to your patients as they consider the possibilities of aesthetic procedures. By accessing a secure, password-protected web portal, patients can view their 3D pictures in the privacy of their own home.

Your patient can take it all home with ViewMyConsult web portal and personalized printed reports.



VECTRA^{H1}

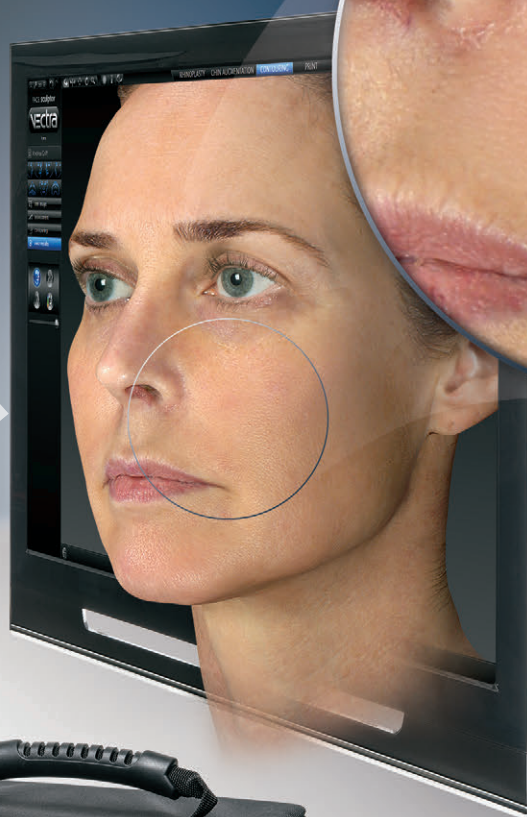
delivers clinical-quality
3D imaging to any practice.



*Integrated flash and
converging ranging lights
for fast, reproducible
imaging every time.*



*Automated stitching of three facial captures
into one 3D image with VECTRA software.*



- precision optics for high-resolution 3D images
- simple, intuitive image capture
- lightweight and easy to handle

*Easily transport the VECTRA H1
packed securely in its
custom soft carrying case.*



IMAGING EXCELLENCE FROM
 **CANFIELD**

www.canfieldsci.com / info@canfieldsci.com / phone +1.973.434.1201 / (USA) 800.815.4330

3D SOLUTIONS • FACIAL IMAGING & ANALYSIS • IMAGING SOFTWARE • PHOTOGRAPHY • RESEARCH SYSTEMS & SERVICES • TRAINING

Face Sculptor, VECTRA, and RBX are registered trademarks of Canfield Scientific, Inc.

1802-36